



MANAGEMENT ANALYSIS OF BARCODE-BASED STUDENT PICKUP DIGITALIZATION SERVICES IN AN EFFORT TO IMPROVE THE QUALITY OF EDUCATION

Husin¹, Ahwy Oktradiksa²

^{1,2}Universitas Muhammadiyah Magelang, Indonesia
Email: andy.huseinck@gmail.com¹, ahwy@unima.ac.id²

Abstract:

Barcode-based student pick-up digitalization service management is services to improve the quality of education in the form of digitalization implemented at MI Puti Bungsu Al-Muhajirin Denpasar with the aim of provide security and comfort to students' parents. Digitization services This barcode-based student pickup uses three applications, namely Google drive, google forms and google spreadsheets. This research uses qualitative approach. The results of qualitative research seek to understand and interpret the meaning of events interacting with human behavior using descriptive research and using analysis. Research result This shows that the digitalization of student pick-up services is based barcodes as a service to improve the quality of education, especially in the security at MI Puti Bungsu Al-Muhajirin Denpasar. Barcode creation and Implementation is very easy, just use Google Forms and Google spreadsheets. The Google form contains student information and information about being picked up then generate a link from each response, and copy the link that you have obtained in Microsoft Excel, use the formula and generate a link automatically uses the URL so it becomes a barcode. Use The barcode is simply pasted on the monitor screen

Keywords: *Barcode-based student pick-up digitalization service*

INTRODUCTION

As an educational institution whose function is to improve the quality of resources Indonesian human resources must continue to try to improve themselves because of the world education nowadays gets so much homework and complex, namely preparing human resources who are ready to compete in this era industry 4.0. In the industry 4.0 era, development and competition are very tight in every sector, including education, the government itself has trying to prepare reliable national talents who are ready to compete in the global market.

Such as redesigning the educational curriculum from Kurikulim K13 becomes the Independent Learning Curriculum, improving teacher welfare, free education, this is all done by the government to create generations a nation that is able to compete in various fields to keep up with its pace free market competition. Educational institutions must always hone their abilities managerial principals and professional services of educational personnel are necessary developed and functioned optimally. Therefore the school as leading work unit that is directly related to real needs in the field education, it is time to have work autonomy in carrying out management at the school. Under the leadership of the Principal professional, they are expected to be able to show and develop themselves and provide maximum service in accordance with existing potential in turn can improve the quality of education in the institution.

With such is the public's trust in Islamic educational institutions formality is increasing.

Service is a serious issue for managers, incl Islamic education manager. This is especially when they want to improvement in all fields as basic capital in advancing the institution education under his control. Even more so for managers who planning that the institution can outperform other institutions of course in terms of service is one of the components of educational management that must be obtained special attention. Services in Islamic education usually only include learning services, personnel services, financial services and welfare services. But very rarely explains the service security. Almost all schools hand over their security services to security or security guard. So that student returns are not recorded in real terms from the start the time of his return, and who picked him up.

All educational institutions or schools should provide this Comprehensive service throughout from student arrival, learning until his return home. So from a security perspective and comfort will be achieved. Departing from the study above, the researcher wants to confirm the service comprehensive, namely digitalization-based student pick-up service management barcodes in an effort to improve the quality of education, so that pick-up Students can be recorded and monitored by schools or teachers. Parents will Picking up your children simply scans the barcode. Digitization services This barcode-based student pickup uses three applications, namely Google drive, google forms and google spreadsheets. Nirmadarningsih Hiya (2021) in his article states that Google Drive has several functions including: Google Drive can used to store files, share files in document form, images, photos, videos, and much more. Apart from that, Google Drive can also do it used for editing and backing up data. Google Drive also has Some of the advantages include being safe for storing files already saved can be easily shared and edited, files stored in Google Drive with large sizes can be easily shared, and which The most important thing is to be able to share files quickly. Advantages of Google Drive Another thing is that this application can be used to create quizzes with create a google form in google forms. (Simangunsong, 2021).

In the barcode-based student pick-up digitization service too utilize a Rinfo spreadsheet or better known as Google spreadsheets. Google speardsheet or rinfo speardsheet is one The tools provided by Google for free can be accessed anywhere and at any time, via mobile phone, tablet or computer even when not there is no internet connection though. Google speardsheet is used as media or an application to monitor students' return

RESEARCH METHODS

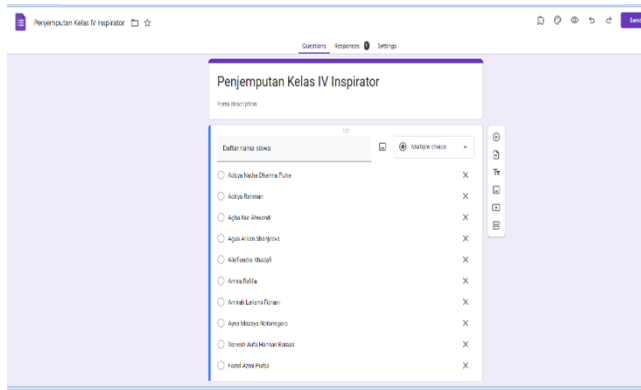
This research was conducted to find out how to analyze barcode-based student pick-up digitalization service management in efforts to improve the quality of education at MI Puti Bungsu Al-Muhajirin Denpasar. This research uses qualitative research. Result of Qualitative research seeks to understand and interpret meaning human behavioral interaction events using descriptive research and using analysis (Bara et al., 2022). The basis of this theory works as a guide so that the focus of research is in accordance with the facts obtained in the field obtained from supporting reference sources research (Rahmani, 2016). The qualitative descriptive method focuses attention regarding the problems or phenomena that existed at the time of the research carried out or actual, then describes the facts about the problem being investigated. So in collecting data, this research using observation, interview and documentation methods. Next, data What has been collected is analyzed to be able to conclude the problem within study.

RESULTS AND DISCUSSION

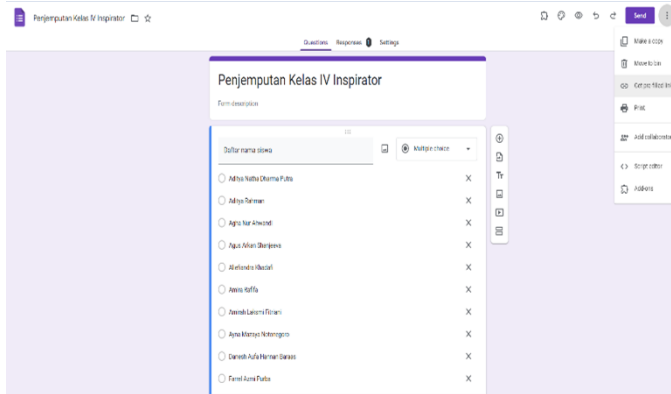
MI Puti Bungsu Al-Muhajirin Denpasar is the only school in Jimbaran Bali that has a barcode-based student pick-up digitalization service to provide comfort and security services for guardians or parents who send their children to school at MI Puti

Bungsu Al-Muhajirin Denpasar. Following are the steps for making a barcode.

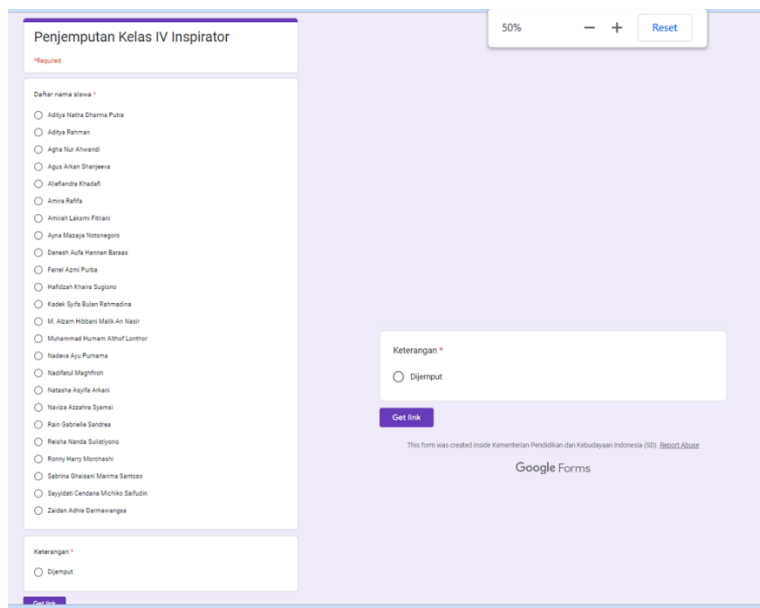
(1) Create google forms and google spreadsheets. Google form contains student information and "picked up" information for example:



(2) Generate a link from each response in the following way:



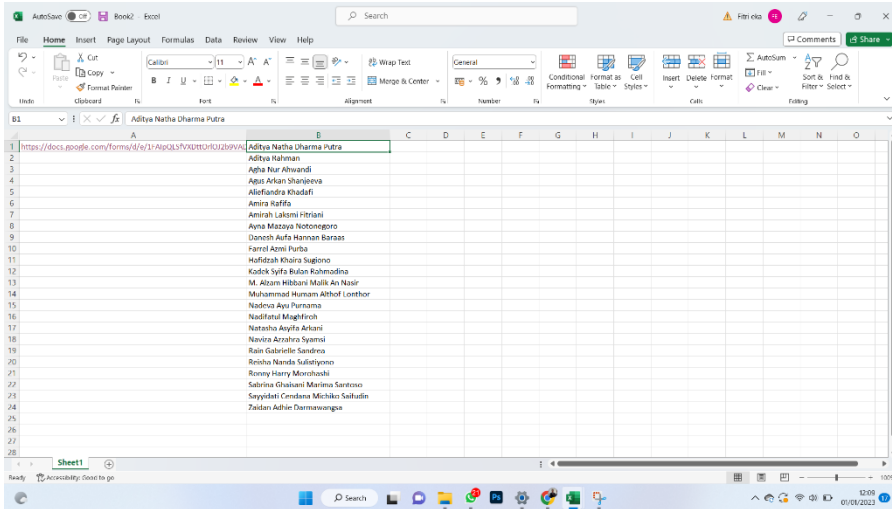
Once opened, the display will look like the image below:



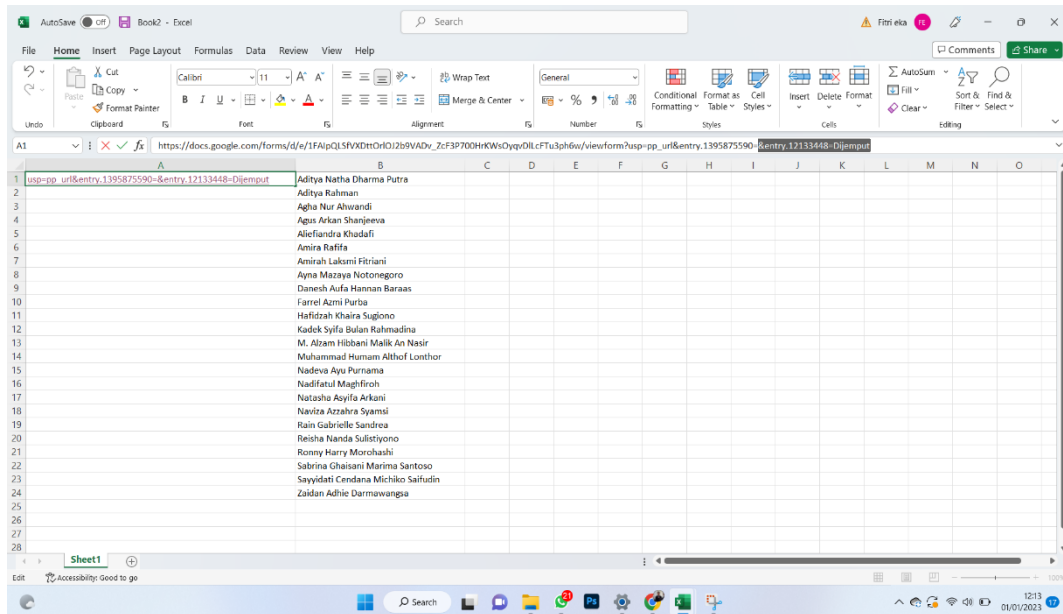
Next, you can click on the student's name, the information "picked up" one by one, then the following link will appear:

https://docs.google.com/forms/d/e/1FAIpQLSfVXDttOrlOJ2b9VADv_ZcF3P70oHrKWsOyqvDILcFTu3ph6w/viewform?usp=pp_url&entry.1395875590=Aditya+Natha+Dharma+Putra&entry.12133448=Dijemput

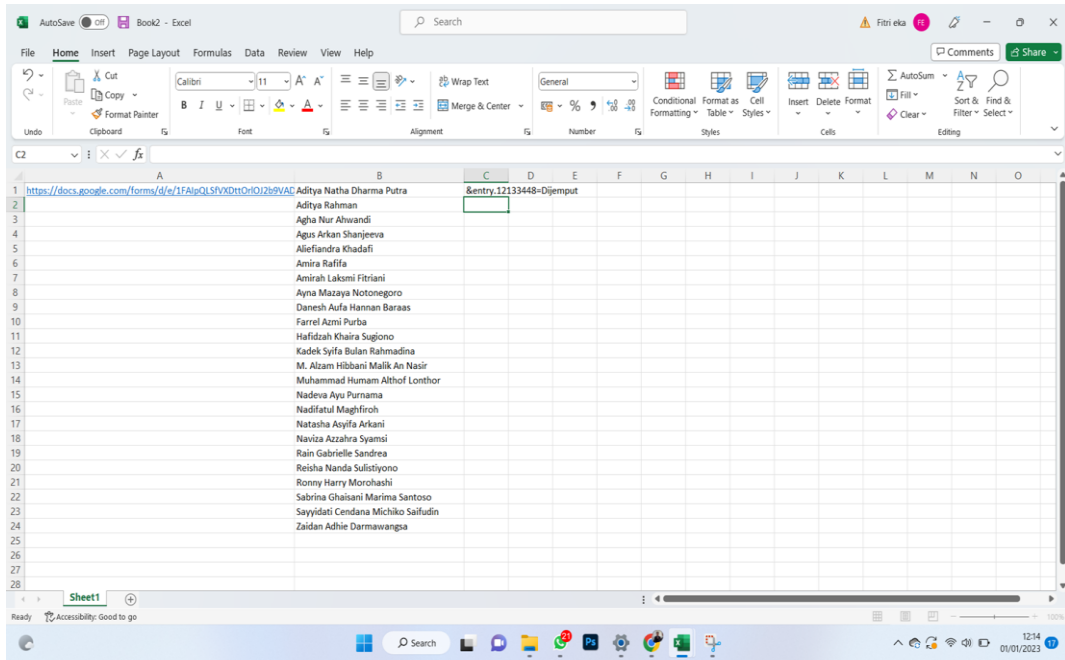
Copy the link you have obtained in Microsoft Excel. See the image below for an illustration of copying the link format in Microsoft Excel:



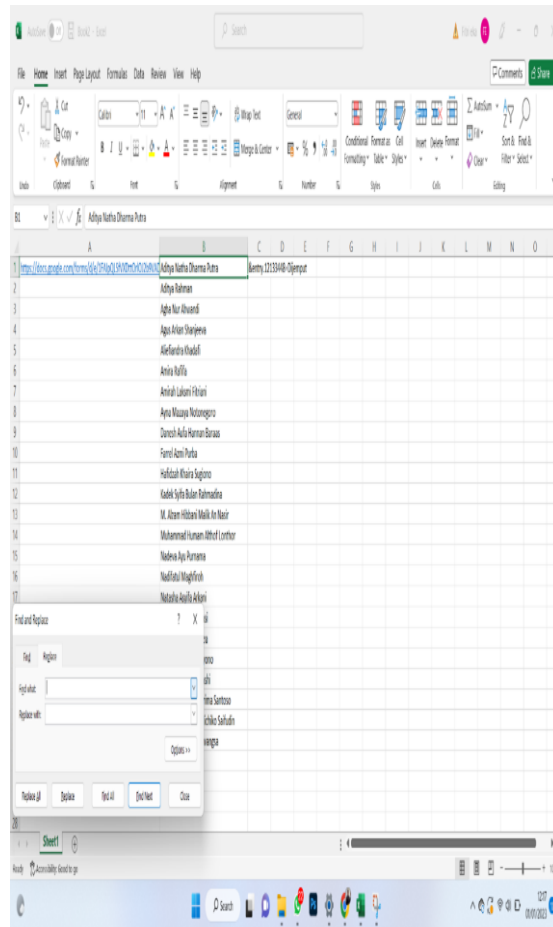
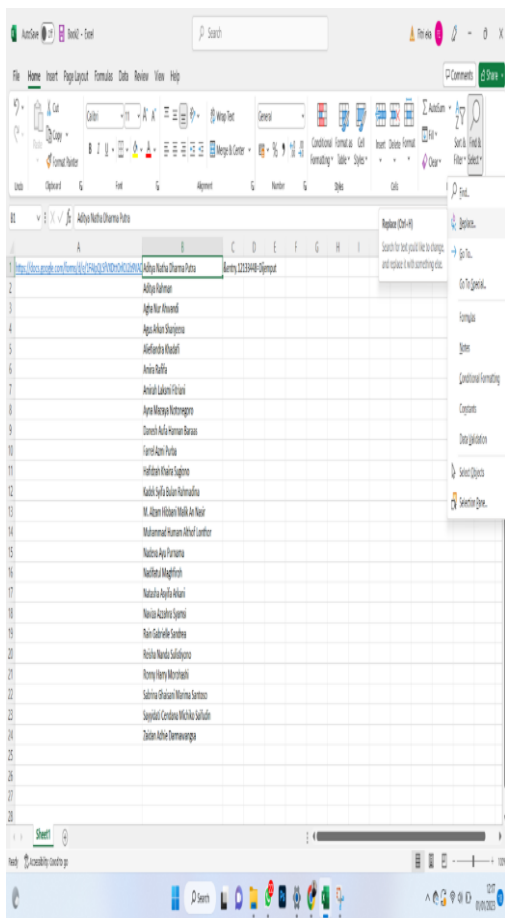
Next, we slightly change the existing link so that the link goes directly to the response form. And delete the student's name so that we can enter it automatically or don't need to generate it one by one, then cut out the writing that is colored in blocks above and paste it in column C



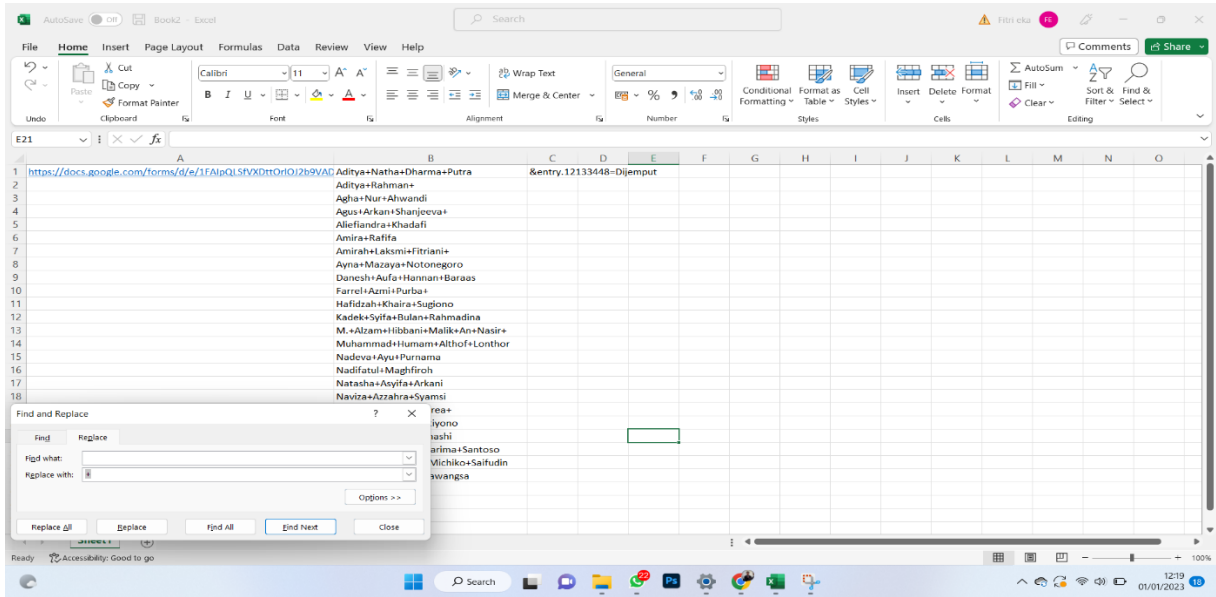
Next the display will be as follows:



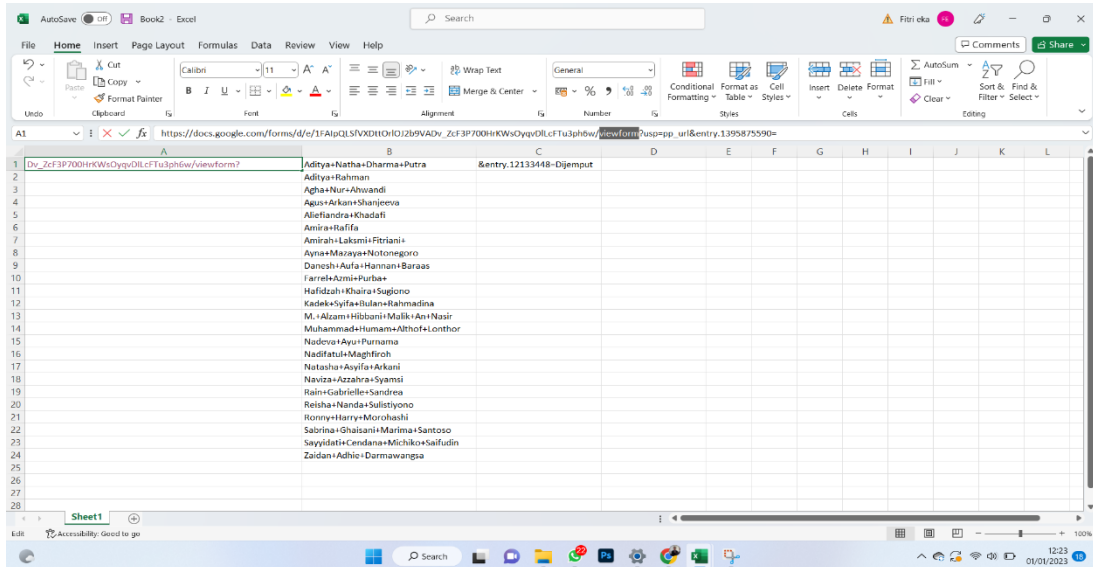
(4) Using the existing formula, formula or link in the 4th image, change the space in the URL to +. Next, we replace the name that we have pasted in Microsoft Excel automatically using the following image.



We write in the find what column "space" then click space then replace using the + sign then the display will change as shown in the following image:

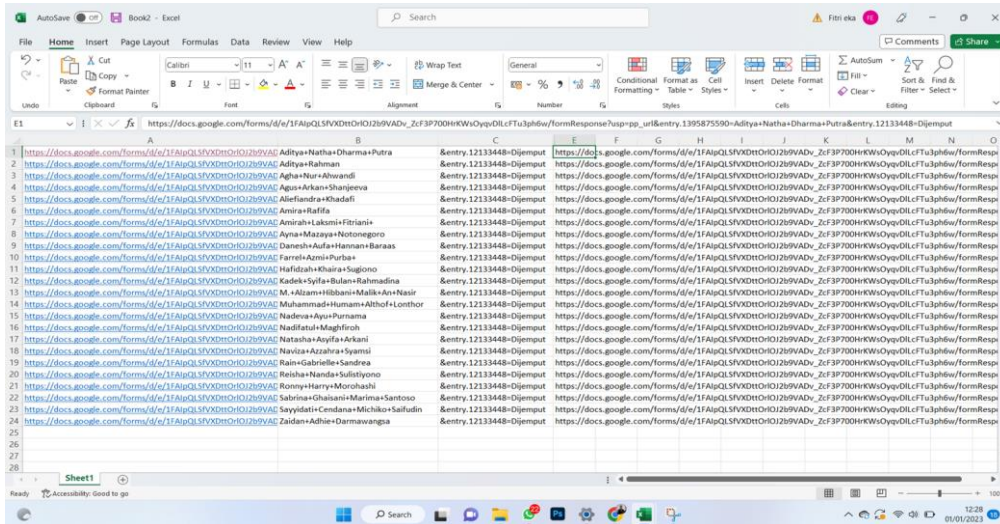


Generate the link automatically using the Microsoft Excel formula, we place the cursor in column d then click the formula using =A1 and B1 and C1, change the viewdorm text to "formResponse"



Next, we drag down until the link appears for all students

Generate barcode using the url https://qrexplora.com/ generate link



QRExplore.com

Bulk QR Code Generator

[Home](#) | [Bulk QR Code Generator](#) | [Label Generator](#) | [Event Check-in](#) | [Blog](#) | [Resopse Work](#) | [FAQs](#) | [Your Account](#) | [Purchase Credits](#)

This page allows you to generate up to 100 QR codes (more when you purchase credits to register your email), and gives you the option of downloading all of them in a zip file.

QR Codes(s)

Enter each QR code on a new line (or separated by one of the supported characters below). You can also drag a CSV file to upload it directly:

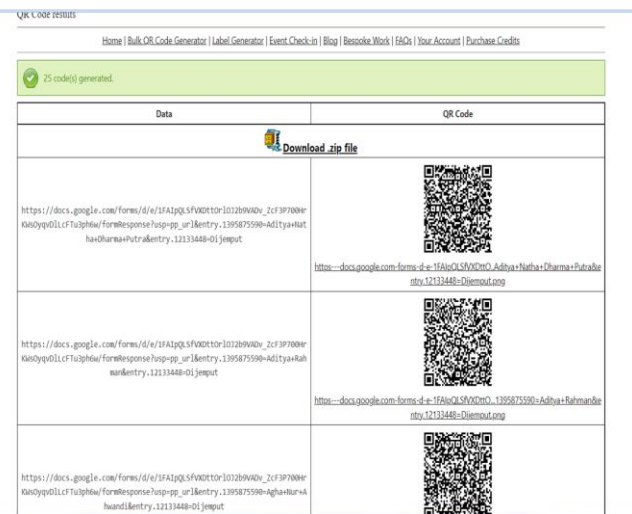
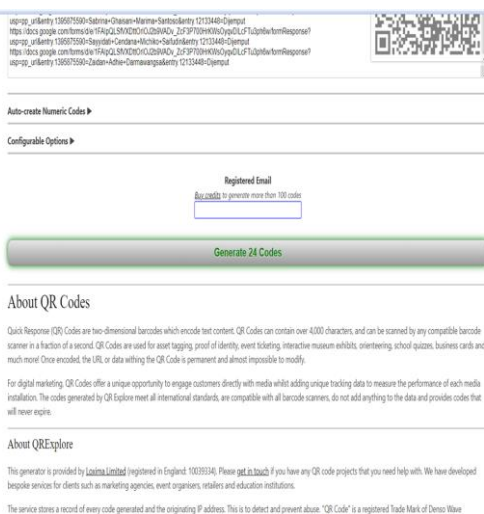
```
usp-pp_ur|entry|1395875590-Sabrina+Marina+Santoso|12133448-Dijemput
https://docs.google.com/forms/d/e/1FAIpQLSfVXDhOj2b9VADv_ZcF3P700HKW5OyqDILcFTu3p6w/FormResponse?usp-pp_ur|entry|1395875590-Nadhatu+Maghfirah|12133448-Dijemput
https://docs.google.com/forms/d/e/1FAIpQLSfVXDhOj2b9VADv_ZcF3P700HKW5OyqDILcFTu3p6w/FormResponse?usp-pp_ur|entry|1395875590-Natasha+Asyifa+Arkan|12133448-Dijemput
https://docs.google.com/forms/d/e/1FAIpQLSfVXDhOj2b9VADv_ZcF3P700HKW5OyqDILcFTu3p6w/FormResponse?usp-pp_ur|entry|1395875590-Navea+Az Zahra+Syamsi|12133448-Dijemput
https://docs.google.com/forms/d/e/1FAIpQLSfVXDhOj2b9VADv_ZcF3P700HKW5OyqDILcFTu3p6w/FormResponse?usp-pp_ur|entry|1395875590-Rain+Gabrielle+Sandra|12133448-Dijemput
https://docs.google.com/forms/d/e/1FAIpQLSfVXDhOj2b9VADv_ZcF3P700HKW5OyqDILcFTu3p6w/FormResponse?usp-pp_ur|entry|1395875590-Reisha+Nanda+Sulistiyono|12133448-Dijemput
https://docs.google.com/forms/d/e/1FAIpQLSfVXDhOj2b9VADv_ZcF3P700HKW5OyqDILcFTu3p6w/FormResponse?usp-pp_ur|entry|1395875590-Renny+Harry+Morochashi|12133448-Dijemput
https://docs.google.com/forms/d/e/1FAIpQLSfVXDhOj2b9VADv_ZcF3P700HKW5OyqDILcFTu3p6w/FormResponse?usp-pp_ur|entry|1395875590-Sabrina+Ghaisani+Marina+Santoso|12133448-Dijemput
https://docs.google.com/forms/d/e/1FAIpQLSfVXDhOj2b9VADv_ZcF3P700HKW5OyqDILcFTu3p6w/FormResponse?usp-pp_ur|entry|1395875590-Sayyidati+Cendana+Michiko+Sailudin|12133448-Dijemput
https://docs.google.com/forms/d/e/1FAIpQLSfVXDhOj2b9VADv_ZcF3P700HKW5OyqDILcFTu3p6w/FormResponse?usp-pp_ur|entry|1395875590-Zaidan+Adhie+Darmawangsa|12133448-Dijemput
```



[Auto-create Numeric Codes](#)

[Configurable Options](#)

Qrexplorer will automatically read the link we entered and we can immediately click generate 24 codes



We have successfully generated the QR Code, then we can download it in zip form and extract the QR code. Next, the barcode can be shared with the student's parents

CONCLUSION

Based on the results of research and discussion, the following can be concluded:

- (1) To create a barcode, just use the Google Drive application, Google Forms and Google Spreadsheets.
- (2) Barcode is a digitalization service for picking up students as an effort to improve the quality of education at MI Puti Bungsu Al-Muhajirin Denpasar
- (3) How to operate it is quite simple and easy, just paste the barcode that has been distributed on the system monitor screen and it will read that the student has been picked up.
- (4) Barcode-based digitalization services are security and comfort services that are able to protect students from things we don't want.

REFERENCES

- Adanai, M. R. (2020, Desember 23). Sekawan Media. Retrieved from <https://www.sekawanmedia.co.id/>:<https://www.sekawanmedia.co.id/caramembuat-google-form/>
- Admin *Google*. (2016), *Google Form*. Diambil kembali dari *Google Form*: <https://www.Google.com/intl/id/forms/about/>
- Br. Simangunsong, A.D. (2021). Pelatihan Pembuatan Soal dengan Google Drive untuk Pembelajaran Jarak Jauh. *Jurnal Abdidas Volume 2 Nomor 5 Tahun 2021* Halaman 1115 – 1119.
- Emzir (2008), *Metodologi Penelitian Pendidikan_Kuantitatif & Kualitatif (Korelasional, Eksperimen, Ex Post Facto, Etnografi, Grounded Theory, Action Research, (Jakarta, Rajagrafindo Persada,))*, hlm. 28
- Mustofa, “Upaya Pelayanan Di Era Digital Natives,” *J. Perpust. Univ. Airlangga*, vol. 8, no. 2, pp. 61–68, 2018, [Online]. Available: <https://ejournal.unair.ac.id/JPERPUS/article/view/20686>.
- Nirmadarningsih Hiya, N. B. (2021). Pelatihan Penggunaan “Google Drive” Pada Proses Pembelajaran Dimasa Pandemi Covid 19 Di Lembaga Komunikasi Dan Informasi Dosen (LEMKOMINDO-Indonesia). *Journal Liaison Academia and Society (J-LAS)*. Volume: 1, no.2, September 20
- Yunaningsih, Ani; Indah, Diani; Setiawan, Fajar Eryanto. (2021). Upaya Meningkatkan Kualitas Layanan Publik Melalui Digitalisasi. *Altasia Jurnal Pariwisata Indonesia*. Batam:Tourism Department Universitas Internasional Batam.